

# TOBY'S SPRING LAWN PROGRAM

YOUR MONTHLY EASY STEPS TO A GREAT LAWN!



FOR THE BEST LAWN ON THE BLOCK!



## ABOUT THE PRODUCTS TOBY RECOMMENDS



Everywhere we go we get the same question, “How much do these companies pay Toby to talk about them all the time?”

The simple answer is - not one dime!



Toby’s philosophy is - he would rather make two or three advertisers mad per year than tens of thousands of loyal listeners. The products Toby recommends to you are based on the fact that they are the best product for the job. Of course we have advertisers on both the radio show and website; however if anyone’s products are not the best for you - Toby will not recommend them. Plus, Toby chooses the advertisers... not the other way around. Usually people become advertisers after Toby has been recommending their product or service for a long period of time.

You can be sure that if Toby tells you a product is the best, or the one to use, it has nothing to do with money... just the facts!

FOR THE BEST LAWN ON THE BLOCK!



# How to Use Your Toby Program: Grasses



Toby's Lawn and Garden Program booklet is divided up both by Season and the type of grass you have. We can't divide everything up monthly, but rather by times of the season. It's also important to note that there are different guidelines for different grasses:

## Cool Season Grasses

## Dormant or Spring Seeded



If you dormant seeded your lawn last Fall or this Winter follow this section of your guide

## Cool Season Grasses

## Bluegrass, Ryegrass, Fescue

If your lawn is established with no new seed put down, follow the "Established Lawn - Cool Grass Section.



*Ryegrass Lawn*



*Fescue Lawn*



*Bluegrass Lawn*

## Warm Season Grasses


## Zoysia, Bermuda & Buffalo



*Bermuda Lawn*



*Zoysia Lawn*



*Buffalo Grass Lawn*

If you have the grasses listed to the left, follow the Warm Season



For Bluegrass & Fescue Lawns

## IT'S TIME FOR A SHORT MOW

That brown layer of grass on your lawn is not dormant, it's dead. Don't let it cover a beautiful new lawn that's waiting underneath. Short mow ASAP in February to allow sunshine to let that beautiful new lawn start popping now. Mow and bag the lawn on a low setting, but don't scalp the lawn!



## What You'll Need:



- Your Lawn Mower with a sharp blade
- Bag the grass clippings so they don't cover the new grass underneath.

## TIME FOR MOWER SERVICE?

Your mower has been sitting idel for several months and might even have some old gas left in it. It's going to be tough to start with that stale gas, so drain it and fill it with a fresh tank. Your mower should be serviced asap and be sure to have the blade sharpened every ten hours of use. A dull blade can lead to disease issues.



## TOBY'S SPRING LAWN PROGRAM

MARCH

For Bluegrass & Fescue Lawns

### If You Are Going to Seed - Seed Now!

Seed that is planted in sunny areas in March might not grow to be hardy enough to survive the Summer heat. You can seed in shaded areas and have success. Seed before April 1st!

Rough up areas to seed with a rake. Remember grass seed must touch bare soil and be watered to germinate. If you have large areas to cover it is better to use sod in the Spring.



### What You'll Need:



Hummert Best of Blues or Hummert Dyna Green Fescue-Blue mix for Sun or the Hummert Dyna Green Fescue mix for Shade. Choose Fescue for a strong lawn that is more disease resistant. Best of Blues is fantastic if you have an in-ground sprinkler system. It is beautiful but needs more TLC.

### TOBY'S QUICK TIP

Fertilize new grass seed and also use Earth Right. For spot seeding you can just use Hummert Long Lasting Dyna Green. If you are doing the whole lawn, use Hummert's Starter Fertilizer. Do not put down crabgrass control if you are putting down new seed or dormant seeded. New grass should germinate and be 2" tall before using Dimension crabgrass control.



LAWN PROGRAM - MARCH

## What to Do if You are Not Seeding:

If you didn't do it in February mow lawn short: 1 ½ - 2" one time only. This allows the lawn to green up faster and improves the lawn's appearance when mowing in the spring.

- Apply Hummert Dyna Green Crabgrass Preventer Lawn Fertilizer with Dimension between now and April 15th.



## What You'll Need:



- Your lawn mower with a sharp blade. Adjust mower height to 1.5" to 2". Do not scalp the yard. Mow one time to expose new green grass underneath and remove the top layer of dead grass.
- Hummert Dyna Green Crabgrass Preventer Lawn Fertilizer

## TOBY'S QUICK TIP

Sharpen your mower blade! If you haven't already taken your mower in for annual service... you'll probably be waiting in line. Buy a spare blade so you can change it out while you're getting the other one sharpened. Dull blades shear the grass and can lead to disease and a host of other problems!



## TOBY'S LAWN PROGRAM

MARCH - MAY

For WINTER DORMANT SEEDED Bluegrass & Fescue Lawns

### WINTER DORMANT SEEDED LAWNS:

**DO NOT APPLY CRABGRASS CONTROLS TO WINTER DORMANT SEEDED LAWNS IN MARCH.**

**MARCH:** Apply Hummert Dyna Green Long Lasting Fertilizer with Umaxx and Earth Right.

**APRIL:** If Not Done in March Apply Hummert Dyna Green Long Lasting Fertilizer with Umaxx and Earth Right

**MAY:** Apply Hummert Dyna Green Crabgrass Preventer Lawn Fertilizer with Dimension. Apply Earth Right if not done in March or April.



### TOBY'S QUICK TIP

Got bad gas? Gas that has set idle for over a month in both gas storage cans or your mower can break down. The new Ethanol blends break down and make it tough to start your mower or can do damage to the carburetor. Be sure to start with fresh gas and only purchase enough that you can use it in 3 to 4 weeks.




## TOBY'S SPRING LAWN PROGRAM

MARCH - MAY

For Warm Season Grasses - Bermuda, Zoysia or Buffalo Grass

### Warm Season Grasses - What to Do:

- Watch it Grow! Warm seasons grasses do not require a lot of maintenance during the Spring.
- Apply Broadleaf Weed Control (if needed). Watch for weeds and keep them under control.
- Broadleaf weed controls should only be applied to Buffalo Grass when it is dormant. Not when it is green and actively growing. (Should Be Applied in March or Early April)



### What You'll Need:

- Gordon's Speed Zone Weed Killer
- Lawn Sprayer • Earth Right
- Spreader Sticker



## TOBY'S QUICK TIP

Broadleaf Weeds: Clover, Dandelion, Chickweed, etc. Use Gordon's Speed Zone and Spreader Sticker. Broadleaf weed controls do not prevent weeds. They control only the weeds that are actively growing at the time of spraying. I use a 2 gal. tank sprayer and spot spray when I see a weed.



LAWN PROGRAM - MARCH






# Toby's Lawn Program

## Spring Lawn Program

# Toby's Spring Lawn Program

Spring has sprung. After a mild Winter we're ready for green grass. Follow Toby's program for a healthy and beautiful lawn this season! In this section you'll find monthly instructions followed by mowing and watering instructions. Good Luck!



FOR THE BEST LAWN ON THE BLOCK!

Spring



# TOBY'S LAWN PROGRAM

For Bluegrass & Fescue Lawns

APRIL

## WHAT TO DO IN APRIL:

- Apply Hummert Dyna Green Crabgrass Preventer Lawn Fertilizer with Dimension (IF NOT DONE IN MARCH)
- Apply Broadleaf Weed Control (if needed)
- Apply Earthright – Soil Conditioner  
Double Rate the 1st application – 1 qt. 5,000 sq. ft.  
This will crumble clay 2 – 2 ½ feet deep. Then normal rate once every spring and fall – 1 qt. 10,000 sq.ft.



## What You'll Need:

- Hummert Dyna Green Crabgrass Preventer Lawn Fertilizer with Dimension
- Gordon's Speed Zone Weed Killer
- Lawn Sprayer • Earth Right
- Spreader Sticker



## TOBY'S QUICK TIP

Spreader Sticker helps chemicals adhere better to the plants. For weed control products and bug control it will help the mix not bead up and will stick to the plants longer. This will not only ensure better use of the products, but also makes them more effective. Be sure to use it with your weed and bug controls.



For Bluegrass & Fescue Lawns

## TOBY'S QUICK TIP - EARTH RIGHT

Our thick clay soils in this part of the country make it hard for water to penetrate the soil and for roots in our lawn to grow deeper. Toby recommends Earth Right. It's an all natural product that helps break down the clay and turn it into healthy soil. All you have to do is hose it in once each season and you'll have a better draining, healthier lawn!



## TOBY'S QUICK TIP - EXTERMINATE

In April and May you will start to see bugs creeping around the house. We don't like to use Chemicals indoors. Spray the outside of your foundation with Spectracide Triazicide, Spreader Sticker and Water in a pump sprayer. Mix per manufacturer instructions. Spray foundation from bottom to 3 feet up. This will keep bugs out of the house!



## TOBY'S QUICK TIP - SUBSCRIBE!

Subscribe to our website. It's free and you get the best advice on the planet from Toby! Each week you get one email with our new video tip of the week. We keep you updated on timely issues and great tips to have the best lawn on the block. Use the website to your advantage for great info and savings!



For Bluegrass & Fescue Lawns

## WHAT TO DO FOR MAY:



- Apply Hummert Dyna-Green Long Lasting Fertilizer with Um maxx or Hummert Dyna-Green Long Lasting Fertilizer with Viper Broad Leaf Herbicide

Before applying this application walk around the yard. If you have a lawn with 20% or more weeds, use Hummert Dyna-Green Long Lasting Fertilizer with Viper Broad Leaf Herbicide. If you have less than 20% weeds see Quick Tip below.

## What You'll Need:

- Hummert Dyna-Green Long Lasting Fertilizer with Um maxx or Hummert Dyna-Green Long Lasting Fertilizer with Viper Broad Leaf Herbicide



## TOBY'S MAY WEED QUICK TIP

Broadleaf Weeds: Clover, Dandelion, Chickweed, etc. Use Gordon's Speed Zone and Spreader Sticker. Broadleaf weed controls do not prevent weeds. They control only the weeds that are actively growing at the time of spraying. I use a 2 gal. tank sprayer and spot spray when I see a weed.



# TOBY'S LAWN PROGRAM

For Bluegrass & Fescue Lawns



## SPRING MOWING INSTRUCTIONS:

**Mowing frequency and height directly affect the health and quality of a lawn. Mowing a lawn too short or not often enough can cause water problems and even death to the grass. It does not hurt newly sprouted grass to be walked on or mowed. So start mowing when established grass needs it.**

**•Never mow when grass blades are wet.**

**•Mowing height for bluegrass:**

**March – April 2 ½ to 3”**

**May 3 to 3 ½”**

**•Mowing height for fescue:**

**March - April 3”**

**May 3 ½”**

**•Never remove more than 1/3 of the grass blade. If a mowing is missed; set the mower as high as it will go, then lower and mow again in a couple of days.**

**•There is no need to bag or rake grass clippings as long as the grass is mowed often. Short grass clippings decay quickly and re-cycle nutrients back to the soil.**

**•Use a different mowing pattern each mowing.**

**•Sharpen and balance mower blades every 10 hours of use.**

**•June, July, August: mow bluegrass and fescue as high as the mower will go (or set).**



# TOBY'S LAWN PROGRAM

For Bluegrass & Fescue Lawns



## SPRING WATERING INSTRUCTIONS:

### For Newly Seeded Lawns:

March through May – newly seeded lawns need water or rain every two to three days for a total of 1" of water per week.

Water early in the morning, stopping about 2:00pm in the afternoon. Avoid watering late in the day. This can promote lawn diseases.

### For Established Lawns:

- March: 1" of water every other week
- April/May: 1" of water per week. Water early in the morning, stopping about 2:00pm in the afternoon. Avoid watering late in the day. This can promote lawn diseases.



## TOBY'S WATERING QUICK TIP

**A good rain gauge is important!! Grass needs 1" of rain weekly. Record weekly rainfall and water as needed.**

**For example: If we have 1/2" of rain one week, you will need to add 1/2" of water that week.**

